

# Omnia UL P

Fan coils  
Ceiling installations residential applications



Aermec participate in the EUROVENT program: FCH the products are present on the site [www.eurovent-certification.com](http://www.eurovent-certification.com)

**Variable Multi Flow**

**VMF**



## Features

- UL (Universal Line) fan coils for both horizontal and vertical installation
- **Versions:**
  - **UL-P** Without cabinet for ceiling installation
- **Fan cleaning:** Omnia fan coils allow fan blades to be easily cleaned. It is now possible to remove the fan volute (it contains the fan blades) and clean it periodically.
- **Condensate drip tray cleaning:** Thanks to a new drip tray fitting, it is now easier to clean it with Omnia fan coils. This important solution avoids, in the long run, bacteria, germs and mould to grow up, in the drip tray because of the air humidity.
- **Precharged electrostatic filter:** Omnia fan coils have, as standard, precharged electrostatic filters. These filters, thanks to their special

- execution, attracts and retains all suspended dust particles, thus guaranteeing pure breathable air to the whole family.
- **PLASMACLUSTER ionising filter:** Plasmacluster is capable of reducing the level of pollutants, by decomposing the molecules that form them. Using a series of electric shocks, "Plasmacluster" causes the water molecules present in the air to separate into positive and negative ions. These ions neutralise the gas pollutant molecules, forming products that are normally present in clean air. The result is in the air: you can finally breath clean, odour-free ionised air.
- **Silent operation:** Thanks to the use of special centrifugal fans, Omnia fan coils operation is extremely silent and offers the maximum

- acoustic comfort.
- 3-speed centrifugal fan
- Very quiet operation
- Slim dimensions
- Water connections reversibility during installation
- Low pressure drop across heat exchanger
- Motors with permanently connected condensers
- Easy installation and maintenance
- Air filter easy to remove and to clean
- Full compliance with safety regulations

## Accessories

- **BC:** Auxiliary condensate drip tray. BC 10 for vertical installation BC 20 for horizontal installation
- **DSC5:** Condensate drainage device for use when natural run-off is not possible. DSC5 is not compatible BC10 - BC20 accessories.
- **SIT 3-5:** Thermostat interface cards. They allow to set up a fancoils network (max. 10) commanded by a centralised panel (switch or thermostat).  
**SIT3:** commands the three speeds of the fan and must be installed on each fancoil of the network; it receives the commands from the switch or from the SIT5 card.

- **SIT5:** commands the 3 fan speeds and up to two valves (four-pipe systems); it sends the thermostat commands to the fancoils network.
- **SW:** Water probe wich enables automatic season change-over thanks to the specific electronic thermostats.
- **SWA:** External probe accessory SWA (length L = 6m). It detects the temperature of the room air if connected to the connector (A) of the FMT21 panel. The room air temperature probe, incorporated in the panel, is automatically disabled. It detects the temperature of the water in the system for ventilation consent if connected to the connector (W) of the FMT21 panel. Two

- SWA probes can be connected simultaneously to the FMT21 panel.
- **VCH:** Kit comprising motorized 3-way valve, unions and copper pipes.
- **VCHD:** Kit comprising motorized 2-way valve, unions and copper pipes.
- **CHU\_L:** Ventilcassaforma, recessed installation template. For further details, refer to the specific data sheet.
- **Control panels and VMF System:** The control panels are described in a separate document.

Omnia UL_P	11	16	26	36
FMT21	•	•	•	•
SWA (1)	•	•	•	•
PX2 o PX2C6 (2)	•	•	•	•
PXAE	•	•	•	•
TPF	•	•	•	•
WMT05	•	•	•	•
WMT10	•	•	•	•
VMF-E4 o E4D	•	•	•	•
VMF-E0 o E1	•	•	•	•
BC10	•	•	•	•
BC20	•	•	•	•
DSC5 (3)	•	•	•	•
SIT3	•	•	•	•
SIT5	•	•	•	•
SW3	•	•	•	•
Ventilcassaforma	CHU12L	CHU17L	CHU27L	CHU37L
VCH	•	•	•	•
VCHD	•	•	•	•

(1)SWA probe for FMT21

(2) PX2C6, PX2 panel in multiple 6-piece pack, for only wall installation

(3) The DSC5 accessory is not compatible BC10 - BC20 accessories.

## Technical data

Omnia UL_P		11			16			26			36		
Fan speed		H	M	L	H	M	L	H	M	L	H	M	L
Heating Performance													
2 pipe configuration													
Heating capacity (70°C)	(1) kW	2,01	1,46	1,06	2,91	2,12	1,54	4,62	3,83	2,89	5,94	4,87	3,53
Water flow rate	(1) l/h	176	128	93	255	186	135	405	336	254	521	427	310
Pressure drops	(1) kPa	2	1	1	4	2	1	5	8	11	7	13	18
Heating capacity (50°C)	(2) kW	1,15	0,87	0,65	1,70	1,25	0,93	2,75	2,24	1,67	3,54	2,86	2,08
Water flow rate	(2) l/h	145	117	94	206	153	122	349	289	220	487	394	286
Pressure drops	(2) kPa	2	1	1	4	2	2	10	7	4	16	11	6
Heating capacity (45°C)	(3) kW	1,00	0,73	0,53	1,45	1,05	0,77	2,30	1,91	1,44	2,96	2,42	1,76
Water flow rate	(3) l/h	174	126	92	251	183	133	399	331	249	513	420	305
Pressure drops	(3) kPa	2	1	0,5	4	2	1	5	8	11	7	12	18
Cooling Performance													
Total cooling capacity	(4) kW	0,84	0,68	0,54	1,20	0,89	0,71	2,03	1,68	1,28	2,83	2,29	1,66
Sensible cooling capacity	(4) kW	0,70	0,53	0,39	0,99	0,71	0,54	1,64	1,33	0,99	2,04	1,62	1,16
Water flow rate	(4) l/h	145	117	94	206	153	122	349	289	220	487	394	286
Pressure drops	(4) kPa	2	1	1	5	3	2	11	8	5	19	13	7
Water content	l	0,4			0,5			0,8			1,1		
Fans													
Fan	type/n°	centrifugal/1						centrifugal/2					
Air flow rate	m³/h	180	120	80	240	160	110	350	270	190	460	350	240
Sound data													
Sound power level	(5) dB(A)	46	37	31	48	43	34	48	43	35	50	43	34
Sound pressure level	dB(A)	38	29	23	40	35	26	40	35	27	40	33	26
Diameter connections													
Standard coil	Ø	1/2"			1/2"			1/2"			1/2"		
Electrical Features													
Absorbed power	W	18	12	8	32	25	23	35	27	24	42	35	30
Max. input current	A	0,09			0,15			0,18			0,22		
Electrical wiring		V3	V2	V1	V3	V2	V1	V3	V2	V1	V3	V2	V1
Power supply	V/ph/Hz	230V~50Hz											
Energy Efficiency classification (EUROVENT)													
FCEER		D			E			D			D		
FCCOP	(6)	D			D			D			D		

H max. speed; M med.speed; L min.speed

(1) Room air 20°C b.s.; Water (in/out) 70°C/60°C;

(2) Room air 20°C b.s.; Water (in) 50°C; Water flow rate as in cooling mode (EUROVENT)

(3) Room air 20°C b.s.; Water (in/out) 45°C/40°C (EUROVENT)

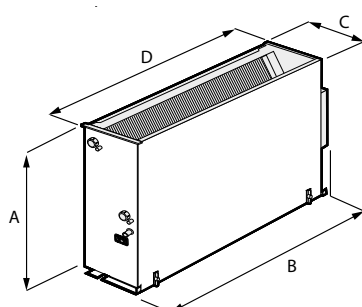
(4) Room air 27°C b.s./19°C b.u.; Water (in/out) 7°C/12°C (EUROVENT)

(5) Sound power level on the basis of measurements made in compliance with Eurovent 8/2

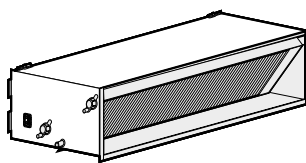
(6) FCCOP Related to: Room air 20°C b.s.; Water (in) 50°C; Water flow rate as in cooling mode

Sound pressure level (A-weighted) measured in the room with volume V=85m³, reverberation time t = 0.5 s; Direction factor Q = 2; Distance r = 2.5m

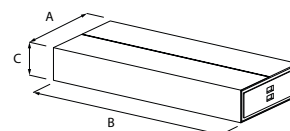
## Dimensions (mm)



Vertical installation



horizontal installation



PACKAGING design example

OMNIA ULI_P / PAF			11	16	26	36
Height	A	mm	465	465	465	465
Width	B*/D	mm	420.5/360.5	530.5/470.5	761.5/701.5	981.5/921.5
Depth	C	mm	171	171	171	171
Weight¹		kg	10.2	11.6	14.9	18.3
<b>PACKAGING design example</b>						
A/B/C	mm		590/275/710	590/275/820	590/275/1050	590/275/1270

\*overall dimensions

¹ Weight standard unit without accessoires

Aermec reserves the right to make all modification deemed necessary for improving the product at any time with any modification of technical data.

**Aermec S.p.A.**

Via Roma, 996 - 37040 Bevilacqua (VR) - Italy

Tel. 0442633111 - Telefax 044293577

www.aermec.com